


SUMMARY STAKEHOLDER  
PROGRESS REPORT  
2017



# ABOUT COCA-COLA EUROPEAN PARTNERS

300m

consumers.

14.2

billion litres of our world-famous brands sold annually.

23,500

employees.

13

countries.

2.5

billion unit cases sold annually.

## Front cover images:

Our cover photo this year features several of our colleagues, including, at the top, Luis Ruiz, Production Shift Leader, Seville and Victor Jaén, Head of Production Line, Seville; top right box, Trevor Newman, Director of Manufacturing for Northern Great Britain; central box features Cassie Thomas, Talent Acquisition Great Britain, taking part in one of our river clean up employee volunteering activities.

**Coca-Cola European Partners (CCEP) is a leading consumer goods company and the world's largest independent Coca-Cola bottler by revenue, operating in 13 countries and employing around 23,500 people.** CCEP was formed on 28 May 2016 through the merger of Coca-Cola Enterprises (CCE), Coca-Cola Iberian Partners (CCIP), and Coca-Cola Erfrischungsgetränke (CCEG). We operate in Andorra, Belgium, France, Germany, Great Britain, Iceland, Luxembourg, Monaco, the Netherlands, Norway, Portugal, Spain and Sweden, with a further office in Bulgaria.

Over 300 million people can enjoy our drinks in Western Europe, including some of the world's leading brands, such as Coca-Cola, Diet Coke, Coca-Cola Light, Coca-Cola Zero Sugar, Fanta and Sprite. We also sell a growing range of water such as GLACÉAU Smartwater, juices and juice products such as ViOBiO, sports and energy drinks and ready-to-drink teas and coffees such as Fuze Tea, Honest Tea and Honest Coffee.

In 2017, we sold 14.2 billion litres, generating €11.1 billion in revenue and €1.5 billion in operating profit. CCEP is headquartered in London, UK and is listed on Euronext Amsterdam, the New York Stock Exchange, Euronext London and the Spanish stock exchange, and trades under the symbol CCE.

Working together with The Coca-Cola Company, we are leading the way in our markets, offering consumers a greater choice of drinks with reduced or no sugar, holding ourselves accountable for our packaging and expanding the contribution we make to society. We are taking action on sustainability to build a better future for people and the planet, through the launch of This is Forward: our new sustainability action plan for Coca-Cola in Western Europe.

We proudly contribute to our local communities and maintain a strong commitment to their economic and social wellbeing. Our contribution to the local economy in 2017 included approximately €1.72 billion in salaries, benefits, and related social-security contributions received by our employees, and €1 billion in total taxes paid across our territories. We also contributed more than €4 million to our local communities.



# A YEAR OF ACTION

2017 was a pivotal year for Coca-Cola European Partners (CCEP) in our journey to becoming a more sustainable business.

We invested a huge amount of time speaking to employees, customers, communities, stakeholders and our partners at The Coca-Cola Company to create our new sustainability action plan, This is Forward.

We are at the centre of some of the most important debates of our time – the use of plastic in packaging, the amount of sugar in our diets and the role business should play in society. This is Forward addresses these questions head on and establishes clear targets. It will see CCEP play an active and productive role in building consensus and developing solutions.

Our focus is now on working with our partners and stakeholders to define how we meet these ambitious goals.

This report details the progress we've made and how we plan to improve further.

- 2017 saw a step change in how we approach packaging. We set bold and ambitious goals – 100% recyclability, 100% packaging collection and 50% recycled PET. We made a commitment to support a well-managed deposit return scheme in Great Britain, and launched our first ever integrated marketing campaign focused on recycling
- We have reduced the amount of sugar in our drinks by 9.3% since 2010 – removing nearly 100,000 tonnes of sugar from our portfolio. 37% of the volume of drinks we sell are now no or low-calorie. This is higher still in Belgium and Luxembourg and Great Britain, where 50% of what we sell is no or low-calorie.

I'm proud of what CCEP achieved in 2017 and I am grateful for the effort, commitment and passion of our employees, suppliers, partners and stakeholders in making it happen. However, more than anything, I am excited about what is to come. This year, we will be focused on strengthening our community investment and encouraging our employees to volunteer.

I believe we have the people, scale and ambition to create long term, impactful and meaningful answers to the important questions we, and business and society as a whole, face. We also have a vital role to play in The Coca-Cola system's global effort to create a world without waste.

We can't do it alone, so please keep telling us what we're doing well and what we could be doing better. Thank you for joining us on this journey.

**Damian Gammell**  
Chief Executive Officer  
Coca-Cola European Partners  
May 2018



**This is Forward is an important step in defining the role we play in society, and how our progress will be measured.**

# ACTION ON SUSTAINABILITY

In 2017 we launched **This is Forward: our new sustainability action plan for Coca-Cola in Western Europe.**

At Coca-Cola, sustainability has been at the heart of our business for many years. Whilst we have made tremendous progress, we believe that there is much more we can do. The world is constantly changing, and as people's tastes, lifestyles and shopping habits change, we must change too. We believe we can grow our business, and do it in a way that makes our employees and our stakeholders proud.

We've reflected on the role our drinks play in people's daily lives, and our impact on the environment and society. To help us in this process we engaged with our key stakeholders, asking them what role they expect us to play in addressing some of the major issues facing the world and our local communities.

This is Forward is our response. Developed jointly with The Coca-Cola Company, This is Forward is our sustainability action plan, and a critical part of our long-term business strategy. Building upon 10 years of focused work on sustainability, it provides a clear direction of how we intend to use our business and our brands to build a better future.



**We are taking action on sustainability by using our business and our brands to build a better future.**

**For people.  
For the planet.**



Sustainability Action Plan



## About this report

This document summarises the progress we have made against our This is Forward targets, as well as some of the actions we've taken in 2017. Our full Stakeholder Progress Report, in accordance with the GRI Standards at Core level, as well as downloadable policies, methodology documents and data tables, are available online at [ccep.com](http://ccep.com).

# LISTENING TO OUR STAKEHOLDERS

**Our stakeholders have high expectations. Their views have played an integral role in developing our new sustainability action plan.**

The plan was developed through extensive consultation with over 100 of our key stakeholders, including governments, NGOs, customers, and suppliers. We also talked to 12,000 consumers across six countries, and more than 1,000 of our employees.

Our discussions covered a wide range of priority issues for our stakeholders, from the sugar and calories in our products to the recyclability of our packaging and what we're doing to support local communities. The targets set out in This is Forward reflect the insights we gained from these discussions.

We'll continue to engage regularly with our stakeholders as we work towards our targets, ensuring our actions on sustainability are in line with their priorities and expectations.



## Le Soft: a space for engagement France

In April 2017, we opened Le Soft, a venue in the heart of Paris dedicated to exploring the future of soft drinks. Over 37 days, we hosted more than 2,400 customers, consumers, policy makers, journalists, and other stakeholders to an inviting loft-style space to learn more about our evolving drinks portfolio, and

discover our strategic vision for this category. Following the sessions, over two-thirds of the visitors said that it improved their view of Coca-Cola in France.

► [Read more on ccep.com](#)

## How we engage with our stakeholders



### Engaging on Packaging

Our stakeholders are concerned about the effects of litter and pollution, and they want our packaging to be as sustainable as possible.

In all of our markets in Western Europe, we are partners in local household collection or deposit return schemes and we aim to lead the way in driving a step-change in packaging collection, especially in markets where recycling rates have stalled. These include partners such as Valpak in Great Britain, Citeo in France, Fost Plus in Belgium, and Ecoembes in Spain.



### Ongoing Engagement

Following the launch of This is Forward, we hosted over 60 conversations with stakeholders throughout the month of November, in informal settings across four different cities in the Netherlands. This series of discussions, which we named OPEN, involved stakeholders, customers and media and focused on our drinks, packaging and community efforts. These open conversations generated new ideas and inspiration on how to best move our strategy forward.

### Engaging on Drinks

Our stakeholders want us to lower the sugar and calories in our drinks. Through our membership of the European soft drinks industry association (UNESDA), we have committed to reducing our average sugar content per litre of product by 10% between 2015 and 2020. We're on track to meet this target, reducing the average calories per litre of our products by 4.2% since 2015.

# 2017 PROGRESS OVERVIEW

**We are taking action on sustainability by using our business and our brands to build a better future.**

**For people.  
For the planet.**



Sustainability Action Plan



We've reduced the sugar in our soft drinks by

**9.3%**

since 2010.<sup>1</sup>

**96.6%**

of our packaging was recyclable in 2017.<sup>2</sup>

**24.6%**

of the PET we used in our bottles was from recycled PET in 2017.

**80%**

of our 2017 spending with our direct suppliers was covered by our Supplier Guiding Principles (SGPs).

Since 2010, we have changed the recipes of

**117**

drinks to reduce sugar.

**83%**

of our sugar was sourced through suppliers in compliance with our Sustainable Agriculture Guiding Principles (SAGPs).

**37%**

of our sales volume comes from low or no-calorie drinks.<sup>3</sup>



Since 2010, we've cut greenhouse gas emissions from our core business, in absolute terms, by

**45.3%**

We replenished

**110%**

of the water we used in our drinks, where it was sourced from areas of water stress, in 2017.<sup>4</sup>

**87.5%**

of the electricity we purchased in 2017 came from renewable sources.

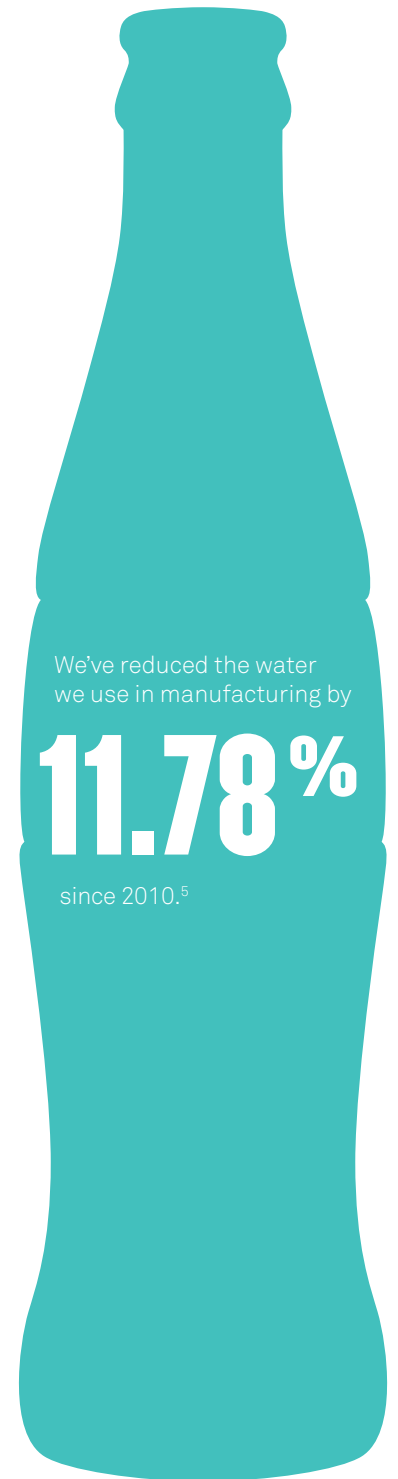
**32.6%**

of our management positions were held by women in 2017.

We've cut greenhouse gas emissions by

**28.3%**

per litre (g CO<sub>2</sub>e/litre), across our entire value chain since 2010.



<sup>1</sup> Sparkling soft drinks and non-carbonated drinks only. Does not include water or juice.

<sup>2</sup> Packaging is the packaging in the hand of the consumer (RTD packaging). Recyclability criteria based upon market specific recyclability assessments.

<sup>3</sup> Total CCEP sales. Does not include coffee, alcohol, beer or freestyle. Low calorie beverages  $\leq 20$ kcal/100ml. Zero calorie beverages  $< 4$ kcal/100ml.

<sup>4</sup> Calculated on production volume from CCEP sites based in areas of water stress, as determined by WRI/Aqueduct analysis, and total water volumes replenished.

<sup>5</sup> Water use ratio, litres of water per litre of finished product produced.



# ACTION ON DRINKS

**We'll be a total beverage company, offering consumers an even greater choice of drinks with reduced sugar.**

## Key data

# 4.2%

reduction in sugar in our soft drinks since 2015.<sup>1</sup>

# 37%

of the sales volume of the drinks in our portfolio are low and no-calorie.<sup>2</sup>

# 4.8%

of our core sparkling volume was sold in packs that are 250ml or less.<sup>3</sup>

## Our ambition

We're working with The Coca-Cola Company and other brand owners to introduce new products, and evolve our recipes to reduce the sugar in our soft drinks by 10% by 2020, from a 2015 baseline, in addition to the 5% already achieved since 2010. We're also aiming to continuously evolve our recipes and portfolio to offer a greater choice of drinks, with 50% of our sales coming from low and no-calorie options by 2025.

We'll make it easier for consumers to cut down on sugar with straightforward product information and smaller pack sizes. We'll make sure our sales and marketing practices are in line with external expectations, and not advertise to children under 12.

<sup>1</sup> Sparkling soft drinks and non-carbonated drinks only. Does not include water or juice.

<sup>2</sup> Total CCEP sales. Does not include coffee, alcohol, beer or freestyle. Low calorie beverages ≤20kcal/100ml. Zero calorie beverages <4kcal/100ml.

<sup>3</sup> Based upon 2017 CCEP sparkling soft drinks sales volume, at an SKU level.

## Key progress

We've increased the choice of drinks available to consumers, expanding our portfolio with a range of new low and no-calorie options.

We've also reduced sugar in our soft drinks by changing the recipes of existing products – in the Netherlands, we introduced zero-calorie Sprite, and Fanta now comes with less sugar across many of our territories. Since 2010, we have changed the recipes for 117 drinks to reduce their sugar content. Through these changes, in 2017, we reduced the sugar in our soft drinks by 4.2% since 2015 and 9.3% since 2010.

To help consumers cut down on sugar and control their calorie intake, we've introduced clearer portion size labelling. We've also raised awareness of our smaller packaging sizes through new pack designs and consumer campaigns. We have also made commitments to lower the sugar and calories in the majority of our territories.





### Expanding our portfolio

Over the past year, we have launched a range of new drinks, offering consumers a greater choice of low and no-calorie drinks. These include Honest Tea, a premium organic tea introduced in 2017, as well as the introduction of Fuze Tea in 2018. We are also working to broaden the choice we offer consumers this year, starting with the launch of AdeZ, a range of plant-based drinks, and Honest Coffee, which is a ready-to-drink organic coffee.

We are also expanding our existing range with new low and no-calorie options across our territories, for example, the launch of ViO Bio LiMO leicht in Germany in 2017. ViO is a bio certified, vegan, low-sugar alternative to normal lemonades without artificial sweeteners.

▶ Read the full Q&A on [ccep.com/drinks](http://ccep.com/drinks)

### New portion size labelling

As part of our commitment to help our consumers reduce their sugar and calorie intake, together with The Coca-Cola Company, we have worked to introduce clearer portion size labelling on every bottle over 500ml across all of our territories. This makes it much clearer to consumers how many portions are in each bottle.

▶ Read the full Q&A on [ccep.com/drinks](http://ccep.com/drinks)



## Our product portfolio

Product portfolio by unit case volume – 2017



<sup>1</sup> Sparkling soft drinks and non-carbonated drinks only. Does not include water or juice.

<sup>2</sup> Total CCEP sales. Does not include coffee, alcohol, beer or freestyle. Low calorie beverages ≤20kcal/100ml. Zero calorie beverages <4kcal/100ml.

# ACTION ON PACKAGING

## Our ambition

Together with The Coca-Cola Company, we will collect all of our packaging so that none of it ends up as litter or in the oceans.

As part of this commitment, we'll make sure that 100% of our packaging is recyclable or reusable. We'll work with local and national partners to collect 100% of our packaging in Western Europe. We'll also make sure that at least 50% of the material we use for our PET bottles comes from recycled plastic (rPET) by 2025. These targets are aligned with The Coca-Cola Company's global pledges to use 100% reusable or recyclable packaging, and to collect 100% of their packaging, made as part of their World Without Waste strategy.

We'll use the reach of our brands to change consumer behaviour and inspire everyone to recycle. Finally, we will lead the way in pioneering sustainable packaging – including renewable materials and smart new ways to reduce packaging waste.

## Key progress

We're just at the beginning of our work to collect, reuse or recycle 100% of our packaging. In 2017, 96.6% of our packaging was recyclable, and we're working with others in the industry to ensure that all of our packaging is 100% recyclable by 2025.

To meet our 100% packaging collection target by 2025, we are partners in local household collection or deposit return schemes in all of our markets. In cooperation with these schemes, including with partners such as Citeo in France, Fost Plus in Belgium and Infinitum in Norway, we have begun to work with stakeholders to create a step-change in packaging collection, especially in markets where recycling rates have stalled.

We are also working to understand the calculation methodologies behind the recycling rates for beverage packaging across all of our markets. The data sources that we have used this year in our packaging recovery, and value chain carbon footprint calculations, can be found in our methodology sheet. Rates for PET packaging collection can be found in our country data sheets.

## Key data

# 96.6%

of our packaging was recyclable in 2017.<sup>1</sup>

# 24.6%

of the PET we used in 2017 was from recycled PET.

# 30%

of our packaging by weight included recycled content in 2017.

**We'll collect all of our packaging so that none of it ends up as litter or in the oceans.**

<sup>1</sup> Packaging is the packaging in the hand of the consumer (ready-to-drink (RTD) packaging). Recyclability criteria based upon market specific recyclability assessments.

We are also working to support the market for recycled materials through our target to make sure that at least 50% of the material we use for our PET bottles comes from recycled plastic by 2025. In 2017, 24.6% of the PET used in our bottles was rPET.

In addition, to ensure a reliable supply of high-quality rPET, we have invested in plastics reprocessing through a joint-venture with Plastipak, Infineo Recycling, in France and have a long term rPET supply agreement with Clean Tech, a Plastipak facility in Lincolnshire, Great Britain. In Spain and Portugal we also have a partnership with Nosoplas to provide high-quality rPET.

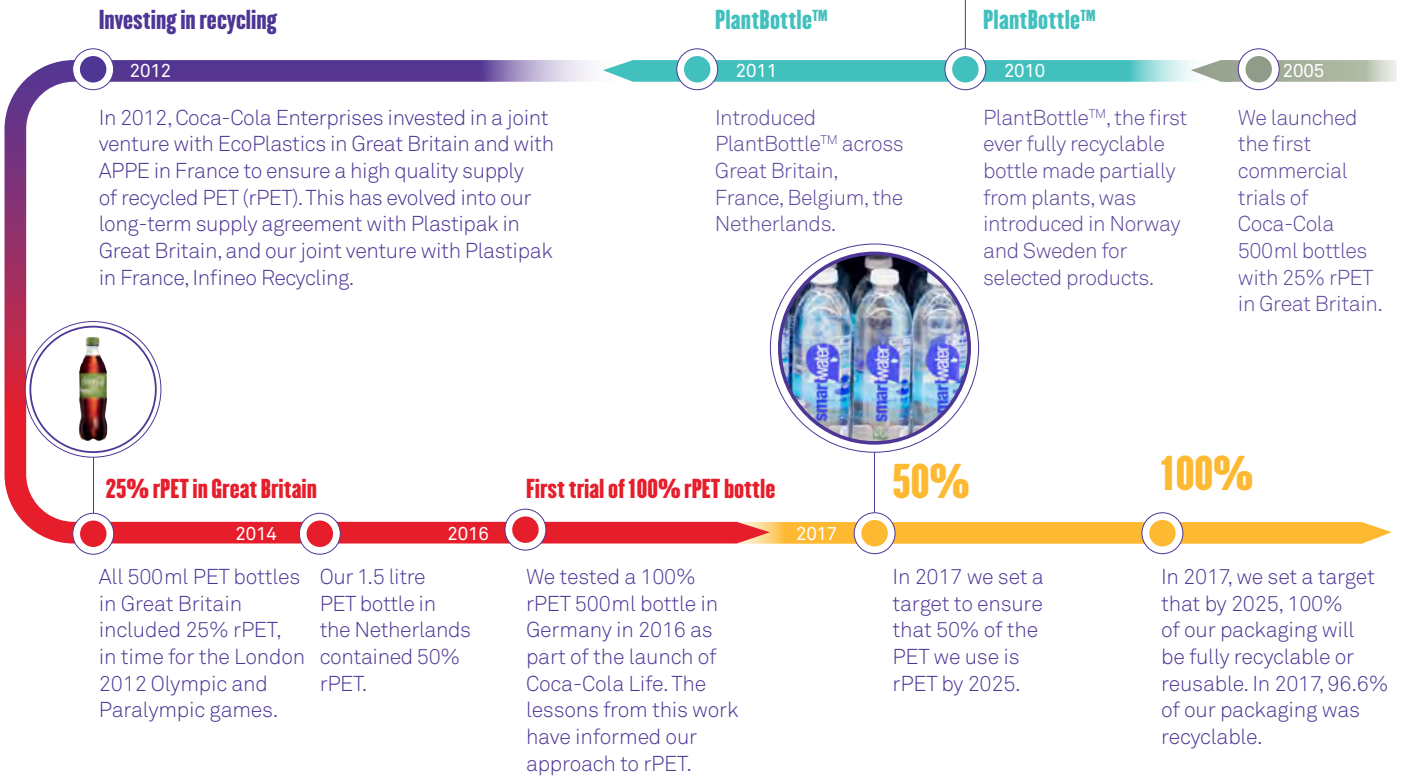
We also continue to offer refillable PET and glass in some of our markets. Refillable PET represents 14% of the PET we put on the market, and 85% of our glass bottles are refillable.

Together with The Coca-Cola Company, we are also working to directly encourage consumers to recycle, through clear on-pack labelling, as well as integrated consumer marketing campaigns, such as 'A Bottle Love Story'.

We also support anti-litter and ocean clean-up initiatives across our territories. Through local community partnerships such as those with the Ecomar Foundation in Spain, Keep Britain Tidy in Great Britain, and Mooimakers and Wallonie Plus Propre in Belgium, we are able to support the removal of litter, and help influence consumer behaviour towards littering and recycling.

► For more information, please go to [ccep.com/packaging](http://ccep.com/packaging)

## Continually making our packaging more sustainable



### “You sort, we recycle”: improving packaging collection in France

In France, we launched a programme to radically improve urban recycling infrastructure and increase the amount of drinks packaging collected on the go. The programme is an industry-led partnership with Citeo, the City of Paris and other distributors and bottlers.

Set up in November 2017, the programme involves a trial of nearly 3,000 new collection stations and sorting points, including reverse vending machines. The programme is being rolled out across Paris and Marseille.

► [Read the full Q&A on ccep.com/packaging](http://ccep.com/packaging)



### A Bottle Love Story: Influencing consumer behaviour

In 2017, as part of our goal to use our brands to encourage consumers to recycle, together with The Coca-Cola Company, we launched the integrated marketing campaign ‘A Bottle Love Story’.

The ad was the first-ever made out of 100% recyclable packaging, and tells the story of two plastic bottles who fall in love as they meet over and over again through recycling.

The aim was to highlight to consumers that our packaging is valuable, and that it can be recycled directly into more packaging.

The entire advertisement was made out of recyclable material, including more than 1,500 Coca-Cola, Fanta, Sprite, GLACÉAU Smartwater and Honest bottles and cans; and was targeted to reach more than 35 million Britons alone by the end of 2017.

► [For more information, visit ccep.com/packaging](http://ccep.com/packaging)



# ACTION ON SOCIETY

**We'll be a force for good by championing inclusion and economic development in society – with our employees and our communities.**

### Our ambition

We want to make a positive difference in society, both for our employees and in the communities where we operate. As part of our commitment to champion diversity and inclusion, we've set a goal to ensure that women hold at least 40% of our management positions by 2025.

We'll increase the contribution we make to society by increasing our employee volunteering, and supporting local community partnerships. This year, we will be focused on strengthening our community investment, and encouraging our employees to volunteer. We're committed to championing grassroots community partnerships, supporting community efforts that help the environment, and initiatives that empower young people to help them gain the skills and confidence they need to succeed.

### Key progress

In 2017, we continued to address gender imbalance at senior levels in our business through programmes to build our female leadership pipeline. In 2017, 32.6% of management positions were held by women.

We have also begun to expand our focus for our community investment efforts towards programmes that empower and support young people. We are working to ensure that we establish youth empowerment programmes across our territories, together with The Coca-Cola Company. We are currently supporting a number of local programmes, such as our GIRA Jóvenes, and Passport to Employment programmes. In 2017, we invested €4 million, or 0.35% of our pre-tax profit, in community activities.

We are also working to increase our employee volunteering together with our local partners, such as Mentor in Sweden. In 2017, our employees dedicated 9,209 volunteer hours to a wide range of programmes. We also continue to support a variety of litter and water replenishment campaigns across our markets.

### Key data

**32.6%**

of management positions at CCEP were held by women in 2017.

**€4m**

spent in 2017 (0.35% of our pre-tax profit) supporting local community partnerships.

**9,209 hours**

volunteered by our employees to support local community projects.

**GIRA Jóvenes: addressing youth unemployment in Spain**



In Spain, the unemployment rate among young people is currently 42%. To help address the situation, CCEP has supported GIRA Jóvenes, a training and mentoring programme that improves the social skills and employability of young people from disadvantaged backgrounds.


► Read the full Q&A on [ccep.com/society](http://ccep.com/society)

Since launching in 2012, GIRA Jóvenes has supported 3,384 young people and provided more than 290,000 hours of vocational training, as well as more than 300 work experience placements in Coca-Cola operating environments. From 2017, the project has been expanded to run in Barcelona as well as in Madrid and Seville.

**Mentor Sweden**

In Sweden we support Mentor, an organisation that helps young people from disadvantaged backgrounds aged between 13 and 17. Our employees volunteer their time to mentor young people, helping to provide the knowledge, confidence and vocational skills they need to succeed.

► Read the full Q&A on [ccep.com/society](http://ccep.com/society)



**Community investment 2017**

In 2017, we invested €4 million (0.35% of pre-tax profit) in community initiatives across our territories.

**RED CROSS, ICELAND**

We have been a strategic partner of the Icelandic Red Cross for many years. In 2017, we signed a partnership agreement that will enable children of immigrants to participate in sports or other extra-curricular activities that will make it easier for them to socialise with their peers and to use their free time in a productive and fun way.



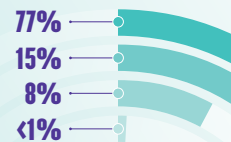
**SOS VILLAGES D'ENFANTS/ CAPRI-SUN, FRANCE**

In 2017, together with Capri-Sun, we supported the creation of a fund supporting a programme of educational and sports activities at SOS Villages d'Enfants. Through the promotion of the partnership on 2.2 million drinks; we were able to help nearly 450 young people by the end of 2017.



**KEEP BRITAIN TIDY, GREAT BRITAIN**

We took part in a number of major clean-up campaigns in England, Wales and Scotland in partnership with Keep Britain Tidy, Keep Wales Tidy and Keep Scotland Beautiful. With Keep Britain Tidy, we worked together to support



**€4m**

- Total cash
- Total in kind
- Total time (management and volunteer time)
- Management costs (cash)

the Great British Spring Clean – the nation's biggest community litter clean-up event. More than 300,000 people removed over 1,500 tonnes of litter from communities, rivers and beaches.



**SPECIAL OLYMPICS**  
Together with The Coca-Cola Company, we have been a supporter of the Special Olympics, the world's largest sports organisation for people with intellectual disabilities for over 10 years. In 2017, we donated over €225,500 and provided over 2,019 hours in employee time.



**JINC, NETHERLANDS**  
JINC helps support teens with the skills and mentorship that they need in order to improve their employability in the labour market. In 2017, we were able to support 250 young people in this programme.



**GEH DEINEN WEG, GERMANY**

Together with The Coca-Cola Company we work together with the German Foundation for Integration, in a scheme called Geh Deinen Weg, which provides scholarships and mentors for talented young people from immigrant backgrounds.

# ACTION ON WATER

**We'll handle water with the care it deserves across our business and our value chain.**

## Our ambition

Water is the main ingredient in our products and one of the world's most precious resources. We aim to protect the sustainability of our water sources in two ways: by reducing the water we use in manufacturing, and by replenishing 100% of the water we use in areas of water stress.

In our operations, we aim to reduce our own water use by 20% by 2025. We'll do this by investing in technology to improve our manufacturing processes, for example, by reducing the water we use to rinse our packaging and our line cleaning routines.

Through community-based partnerships, we'll continue to conserve and protect water resources in areas connected to our production sites or our supply chain.

## Key progress

We've invested in a number of water-saving systems and processes in 2017. Technologies such as our water recovery system at our East Kilbride site in Great Britain have helped reduce our overall water use in manufacturing by 11.78% since 2010. In 2017, 100% of our manufacturing operations had Source Water Vulnerability Assessments (SVAs) and Source Water Protection Plans (SWPPs) in place.

Together with The Coca-Cola Company, we have also continued to replenish the water we use in areas of water stress, partnering with academic institutions and organisations such as WWF. For the past five years we have had water replenishment projects running in Belgium, France, Great Britain, Germany and Spain, enabling us to replenish 110% of the water we used in our products in areas of water stress in 2017.

## Key data

# 110%

of the water we used in our drinks, where it is sourced from areas of water stress, was replenished in 2017.<sup>1</sup>

# 11.78%

reduction in the amount of water we use to make one litre of product since 2010.<sup>2</sup>

# 100%

of our manufacturing operations have implemented Source Water Protection Plans (SWPPs).

## Restoring groundwater levels in Belgium

In 2017, together with The Coca-Cola Company, we supported a project with environmental management NGO Natuurpunt to restore groundwater levels in the Demervallei, in Flanders. The project will protect plant and wildlife habitats and restore drinking water reserves for the area, as well as making the area more accessible for pedestrians. Running until 2020, the project will replenish around 345,000 cubic metres of water on a yearly basis.

This is our second partnership with Natuurpunt, following the water replenishment project in the Kalmthoutse nature reserve that we and The Coca-Cola Company supported in 2016.

► [Read more on ccep.com/water](http://ccep.com/water)



<sup>1</sup> Calculated on production volume from CCEP sites based in areas of water stress, as determined by WRI/Aqueduct analysis, and total water volumes replenished.

<sup>2</sup> Water Use Ratio: litres of water per litre of finished product produced.

# ACTION ON CLIMATE

## We'll halve our direct carbon emissions and purchase 100% renewable electricity.

### Our ambition

Climate change is one of the most serious and complex challenges facing the world – and we're committed to playing our part in global efforts to tackle it.

This is Forward sets out ambitious new carbon reduction targets. We aim to halve our direct carbon emissions (across our manufacturing, distribution and cold drinks equipment) by 2025, and, as part of our commitment to the RE100 initiative, purchase 100% renewable electricity by 2020. In addition, we'll cut greenhouse gas emissions across our entire value chain, including our ingredients and packaging, by 35%.

Our carbon reduction targets are fully aligned with climate science and have been validated by the Science Based Targets initiative (SBTi).

### Key progress

We're making progress towards our renewable energy target by purchasing electricity from renewable sources. In 2017, 87.5% of the electricity we purchased was from renewable sources and all of our electricity contracts in 2018 will be from renewable sources. We also invest in renewable energy projects near our own operations, such as the new solar farm project at Wakefield site in Great Britain.

To support our carbon reduction targets, we've invested in automated warehouses that allow us to store more products on-site, avoiding the need to transport them to third-party facilities. Our €48m automated warehouse investment in Sidcup, Great Britain, will reduce the site's carbon footprint by nearly 4,000 tonnes of CO<sub>2</sub> per year.

In 2017, we reduced our carbon emissions by 45.3% across our core business operations since 2010. Across our entire value chain, we reduced the carbon footprint of the drink in your hand by 28.3% per litre (g CO<sub>2</sub>e/litre) since 2010.

### Key data

# 45.3%

reduction in the carbon footprint of our core business operations, in absolute terms, since 2010.

# 28.3%

reduction in the carbon footprint of the drink in your hand (g CO<sub>2</sub>e/litre), across our value chain since 2010.

# 87.5%

of the electricity we purchased was from renewable sources in 2017.



### Solar power at Wakefield, Great Britain

2017 saw the completion of our biggest solar project to date: the opening of a new solar farm near our Wakefield site in Great Britain. The eight-hectare solar farm, directly connected to the site 1.5 miles away, supplies energy to the site as part of a long-term power purchase agreement (PPA).

In 2017, the solar farm generated 3,719 MWh of electricity, covering 13% of the site's total electricity use, and cutting the factory's carbon footprint by approximately 8%. Since April 2017, 100% of the electricity purchased for our operations in Great Britain is from renewable sources.

► [Read more on ccep.com/climate](https://www.ccep.com/climate)

# ACTION ON SUPPLY CHAIN

## Our ambition

Our drinks depend on a sustainable supply of high quality agricultural ingredients. Under our new sustainability action plan, we've committed to making sure that 100% of our main agricultural ingredients and raw materials come from sustainable sources by 2020.

Together with The Coca-Cola Company, we have a duty to respect and protect the human rights of everyone across our system – from our own employees to the farm workers in our supply chain. We'll continue to embed sustainability, ethics and human rights into our supply chain, in line with the UN Guiding Principles on Business and Human Rights encompassed in the Universal Declaration of Human Rights, the International Labour Organisation's Declaration on Fundamental Principles and Rights at Work, the United Nations Global Compact and the United Nations Guiding Principles on Business and Human Rights.

## Key progress

CCEP's Supplier Relationship Management (SRM) process provides a framework for evaluating the sustainability of our suppliers. In 2017, we updated this process to make it more rigorous, allowing us to obtain more information about our suppliers' performance.

We track our progress in ensuring ingredient and supply chain sustainability through compliance with our Supplier Guiding Principles (SGPs) and Sustainable Agriculture Guiding Principles (SAGPs). We expect all of our suppliers to fully comply with these guiding principles by 2020.

In 2017, we published our first response to the UK Modern Slavery Act. We will continue to develop policies to help ensure human rights are respected and protected throughout our supply chain.

## Key data

# 83%

of our sugar was sourced through suppliers in compliance with our SAGPs in 2017.

# 80%

of our 2017 spend was with suppliers who agreed to comply with our Supplier Guiding Principles.

## We'll source our main ingredients and raw materials sustainably and responsibly.



### Sustainable citrus production in Spain

In 2014, we carried out a pilot project to test the viability of a range of sustainable practices on orange and lemon cultivation in Valencia. The study found that improving irrigation and fertilisation techniques would have the biggest impact, showing that it was possible to use up to 50% less water and 72% less fertiliser while producing the same quantity and quality of citrus crops.

Following the success of the pilot, we extended it in 2017 with the launch of Project Citrus Sustainable: a multi-stakeholder initiative to build on the findings and embed the practices among the citrus-farming community in Valencia. Managed in partnership with the Jaume I University of Castellón, the initiative involved around 50 farmers in the region and is expected to save around 77 million litres of water a year.

► [Read more on ccep.com/supplychain](https://www.ccep.com/supplychain)



# OUR SUSTAINABILITY ACTION PLAN

**We are taking action on sustainability by using our business and our brands to build a better future.**

**For people.  
For the planet.**



## ACTION ON DRINKS

**We'll be a total beverage company, offering consumers an even greater choice of drinks with reduced sugar.**

We'll reduce the sugar in our soft drinks by 10% between 2015 and 2020, and that's in addition to the 5% reduction achieved in the previous 5 years.<sup>1</sup>

We'll aim for 50% of our sales to come from low or no calorie drinks.<sup>2</sup>

We'll continuously evolve our recipes and portfolio to offer a greater choice of drinks.

We'll make it easier for consumers to cut down on sugar with straightforward product information and smaller pack sizes.<sup>3</sup>

We'll make sure we don't advertise to children under 12 and that our sales and marketing practices evolve in line with external expectations.

## ACTION ON WATER

**We'll handle water with the care it deserves across our business and our value chain.**

We'll protect the sustainability of the water sources we use for future generations.

We'll reduce the water we use in manufacturing by 20% - and address water impacts in our supply chain.<sup>4</sup>

We'll replenish 100% of the water we use in areas of water stress.

## ACTION ON PACKAGING

**We'll collect all of our packaging so that none of it ends up as litter or in the oceans.**

We'll make sure that 100% of our packaging is recyclable or reusable.

We'll work with local and national partners to collect 100% of our packaging in Western Europe.

We'll make sure that at least 50% of the material we use for our PET bottles comes from recycled plastic.

We'll use the reach of our brands to inspire everyone to recycle.

We'll lead the way in pioneering sustainable packaging - including renewable materials and smart new ways to reduce packaging waste.

## ACTION ON SOCIETY

**We'll be a force for good by championing inclusion and economic development in society - with our employees and our communities.**

We'll foster a diverse and inclusive culture in our business and make sure that women hold at least 40% of our management positions.

We'll expand the contribution we make to society by increasing our employee volunteering and supporting local community partnerships.

We'll support initiatives which help young people gain the employability, skills and confidence they need to succeed.

## ACTION ON CLIMATE

**We'll halve our direct carbon emissions and purchase 100% renewable electricity.**

We'll cut greenhouse gas emissions from our core business by 50%.<sup>5</sup>

We'll cut greenhouse gas emissions by 35% across our entire value chain.

We'll purchase 100% renewable electricity by 2020.

## ACTION ON SUPPLY CHAIN

**We'll source our main ingredients and raw materials sustainably and responsibly.**

We'll make sure 100% of our main agricultural ingredients and raw materials come from sustainable sources by 2020.

We'll continue to embed sustainability, ethics and human rights into our supply chain.<sup>6</sup>

**Baseline is 2010 and target date is 2025 unless otherwise stated**

<sup>1</sup> Sparkling soft drinks and non-carbonated soft drinks only. Does not include water or juice.

<sup>2</sup> Total CCEP sales. Does not include coffee, alcohol, beer or freestyle. Low calorie beverages ≤20kcal/100ml. Zero calorie beverages <4kcal/100ml.

<sup>3</sup> We will develop specific targets on smaller pack sizes within 12 months.

<sup>4</sup> Water use ratio, litres of water per litre of finished product produced.

<sup>5</sup> Absolute carbon reduction target, irrespective of business growth. Core business operations includes manufacturing, cold drinks equipment and transportation.

<sup>6</sup> We will do this through our global Supplier Guiding Principles and Human Rights Policies.

Sustainability Action Plan



# KEY PERFORMANCE DATA SUMMARY<sup>1</sup>

Commitment	KPI Measurement	2010			
		Baseline	2015	2016	2017
<b>DRINKS</b>					
We'll reduce the sugar in our soft drinks by 10% between 2015 and 2020, and that's in addition to the 5% reduction achieved in the previous 5 years. <sup>2</sup>	Reduction in the average sugar per litre in our soft drinks portfolio (%)		5.3 <sup>3</sup>	1.5	4.2
We'll aim for 50% of our sales to come from low or no-calorie drinks. <sup>4</sup>	Percentage of volume sold which is low or no-calorie (%)	33	34	35	37
We'll continuously evolve our recipes and portfolio to offer a greater choice of drinks.	Number of new product introductions which have had their recipes changed to reduce sugar since 2010 (Number)				117
We'll make it easier for consumers to cut down on sugar with straightforward product information and smaller pack sizes.	Percentage of volume sold in packs that are 250ml or less (%)			5.6	4.8
<b>PACKAGING<sup>5</sup></b>					
We'll make sure that 100% of our packaging is recyclable or reusable.	Percentage of packaging that is recyclable <sup>6</sup> (%)				96.6
	Percentage of glass and PET packaging that is refillable (%)	29	25	23	21
We'll work with local and national partners to collect 100% of our packaging in Western Europe.	PET packaging collected for recycling as a percentage of total PET packaging put onto the market (%)				Packaging collection rates differ by country. For full information, see our country data sheets and packaging methodology sheet.
We'll make sure that at least 50% of the material we use for our PET bottles comes from recycled plastic (rPET).	Percentage of PET used that is rPET (%)	16.0	25.8	22.8	24.6
<b>SOCIETY</b>					
We'll foster a diverse and inclusive culture in our business and make sure that women hold at least 40% of our management positions.	Percentage of women in management positions (senior manager level and above) (%)				32.6
We'll expand the contribution we make to society by increasing our employee volunteering and supporting local community partnerships.	Total community investment contribution (€)			6.5	4
	Percentage of pre-tax profits (%)			0.5	0.35
	Total number of volunteering hours (Hours)			9,775	9,209
<b>WATER</b>					
We'll protect the sustainability of the water sources we use for future generations.	Sites with Source Water Protection Plans and Source Water Assessments in place (%)	100	100	100	100
We'll reduce the water we use in manufacturing by 20% – and address water impacts in our supply chain. <sup>7</sup>	Water use ratio (litres/litre of product produced)	1.82	1.65	1.61	1.605
	Percentage reduction in water use ratio since 2010 (%)		9.30	11.42	11.78
We'll replenish 100% of the water we use in areas of water stress.	Water replenished as a percentage of total water used in our beverages where sourced from areas of water stress (%) <sup>8</sup>			89	110
<b>CLIMATE</b>					
We'll cut greenhouse gas emissions from our core business by 50%. <sup>9</sup>	Carbon Footprint – core business operations – market based approach (tonnes of CO <sub>2</sub> e)	2,484,577	1,551,205	1,417,761	1,359,746
	Absolute reduction in greenhouse gas emissions in core business operations since 2010 (%)		37.6	42.9	45.3
We'll cut greenhouse gas emissions by 35% across our entire value chain.	Reduction in total value chain greenhouse gas emissions (Scope 1, 2, 3) per litre sold since 2010 (%)		23.0	26.0	28.3
We'll purchase 100% renewable electricity by 2020.	Percentage of electricity purchased that comes from renewable sources (%)	1.2	55.5	75.0	87.5
<b>SUPPLY CHAIN</b>					
We'll continue to embed sustainability, ethics and human rights into our supply chain.	Spend with suppliers covered by our Supplier Guiding Principles (%)				80
We'll make sure 100% of our main agricultural ingredients and raw materials come from sustainable sources by 2020.	Percentage of sugar sourced through suppliers in compliance with our SAGPs <sup>10</sup> (%)				83

Indicates independent assurance by DNV GL.

<sup>1</sup> Please note, data for previous years may not be available in all cases as new targets have been set in 2017; and combined data for CCEP prior to its formation may not be available in all cases.

<sup>2</sup> Sparkling soft drinks and non-carbonated soft drinks only. Does not include water or juice.

<sup>3</sup> 2015 reduction vs. 2010.

<sup>4</sup> Total CCEP sales. Does not include coffee, alcohol, beer or freestyle. Low calorie beverages <20kcal/100ml. Zero calorie beverages <4kcal/100ml.

<sup>5</sup> Based upon 2017 CCEP sparkling soft drinks sales volume, at an SKU level.

<sup>6</sup> Packaging is the packaging in the hand of the consumer (RTD packaging). Recyclability criteria based upon market specific recyclability assessments.

<sup>7</sup> Water use ratio, litres of water per litre of finished product produced.

<sup>8</sup> Calculated on production volume from CCEP sites based in areas of water stress, as determined by WRI/Aqueduct analysis, and total water volumes replenished.

<sup>9</sup> Absolute carbon reduction target, irrespective of business growth. Core business operations includes manufacturing, cold drinks equipment and transportation.

<sup>10</sup> Sugar is the first agricultural ingredient for which we have supplier data.

We will add further ingredients in future years, as we receive the data.



**Coca-Cola European Partners**

Pemberton House  
Bakers Road  
Uxbridge  
UB8 1EZ  
United Kingdom  
+44 1895 231313

